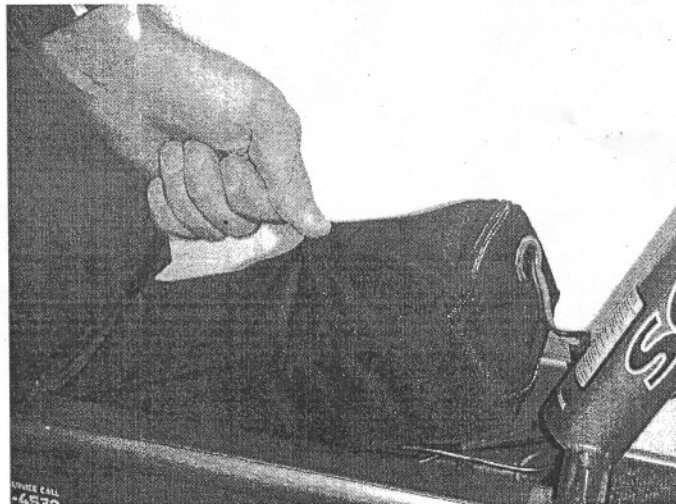
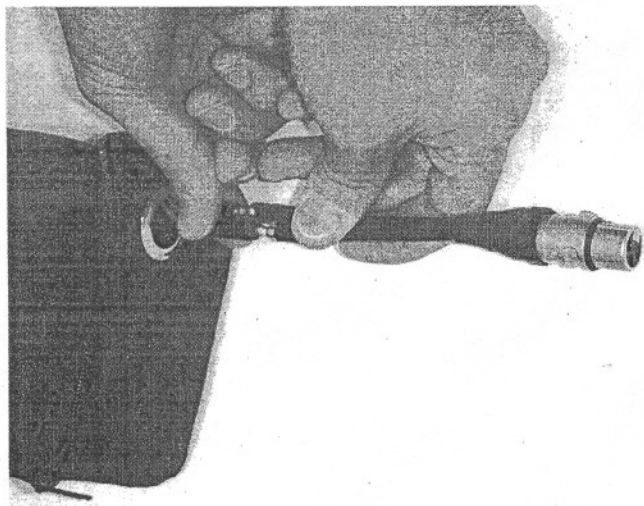


# QUICK.CHANGE "PLUG + PLAY" BATTERY PACK INSTRUCTIONS



Before installing this spare "Plug & Play" battery pack into your scooter, please follow these instructions:


- 1) Fully charge the battery pack by attaching the "Off-Board" charger port that was included with your battery pack, to the wire connector as pictured.
- 2) Follow the instructions that are provided in your scooter's owners' manual under "Charging Instructions."
- 3) When your charger light indicates that the battery pack is fully charged, the pack is ready to be installed into your scooter.

## To Change the Battery Pack:

- 1) Make sure the power switch on your scooter is turned off.
- 2) Turn the fasteners counter-clockwise on the deck to unlock the deck stand-plate.
- 3) Fold back or remove the deck plate.
- 4) Disconnect the battery power pack connector by gently pulling the mating connectors apart. If you do not see the connector, partially lift the battery pack by the handle to reveal the red/black battery wires and connectors.
- 5) Lift the battery pack out of the scooter's battery box.
- 6) Place the fully charged battery pack back into the battery box.
- 7) Reconnect the battery pack connector cable and tuck it back into the battery box.
- 8) Close or reattach the deck and make certain that all fasteners are secured by turning them clockwise into the lock position.
- 9) You are now ready to ride again!

## Questions or Problems:

- 1) Please call our Customer Service department at (800) 377 4532, Monday thru Friday, 8:00 AM to 5:00 PM, Pacific Time.
- 2) Ask us about other accessories to make your scooter more enjoyable:
  - 5 amp Quick Charger that cuts recharging time down 2-3 Hours
  - Spare 2 amp Charger to leave in a second location
  - Handlebar Pack that enables you to carry your charger with you.



# IMPORTANT

## PLUG + PLAY PARTS LIST

Before disposing of Packing Materials, open both ends of the box.

Please verify receipt of the following components:

- 1.) "Plug + Play" battery pack.
- 2.) "Off-Board" charger port adaptor cable. (Mounted within the molded foam shipping insert.)